

**SPAZZATRICE CON
BENNA DI RACCOLTA
COLLECTOR SWEEPER**



MANTAHD



*Accessori per macchine movimento terra
Attachments for earth moving machinery*

SPAZZATRICE CON BENNA DI RACCOLTA COLLECTOR SWEEPER

MANTA HD



Caratteristiche Tecniche

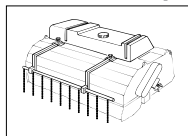
Spazzatrice con benna di raccolta e spazzole in polipropilene (alternabili in acciaio), kit attacco universale per Skid-Steer Loader e protezioni laterali e anteriori in gomma. Funzionante con il circuito idraulico della macchina operatrice. **Lama antiusura doppio smusso imbullonata.**

Technical specifications

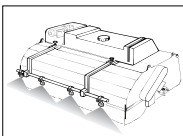
Collector sweeper with polypropylene brushes (switchable with steel brushes), universal linkage, front and side protections with rubber bands. Actioned by the hydraulic circuit of the machinery. **Wear resistant double cut bolted blade.**

MODELLI MODELS		MANTA 1400 HD	MANTA 1550 HD	MANTA 1680 HD	MANTA 1800 HD	MANTA 2100 HD	MANTA 2500 HD
Larghezza totale Total width	mm	1520	1670	1800	1920	2220	2620
Larghezza di lavoro Working width	mm	1400	1550	1680	1800	2100	2500
Peso Weight	kg	355	400	425	450	485	610
Spazzola Brush	mm/ nr	560/30	560/34	560/36	560/38	560/45	560/52
Capacità della benna Bucket capacity	lt	400	440	475	510	596	706
Portata massima Maximum oil flow	l/l'	90	90	90	90	90	100
Pressione massima Maximum pressure	bar	215	215	215	215	215	245

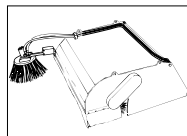
Accessori - Options



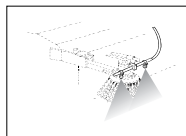
Kit innaffiante per caduta per serbatoio da litri 100
Falling water kit with 100 lts tank



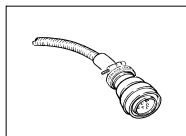
Kit innaffiante a pressione con serbatoio da litri 100, pompa elettrica, ugelli per nebulizzare l'acqua
Pressure water kit with 100 lts tank, electric pump and water sprays



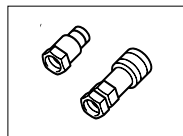
Spazzola pulizia laterale Ø 580 mm con motore idraulico indipendente
Side brush Ø 580 mm with independent hydraulic engine (left, right or on both sides)



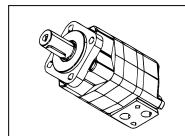
Kit tubazioni con spruzzatori per spazzola laterale
Pipe kit with sprays for side brush



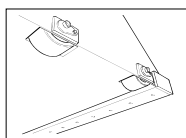
Connettore a 8 o 14 poli
Connector with 8 or 14 poles



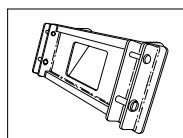
Kit attacchi rapidi 3/4 S.F.
Quick couplers kit 3/4 S.F.



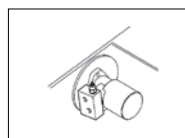
Motore orbitale per portate d'olio elevate
High oil flow motor



Ruote in acciaio per scorrimento benna
Sliding steel bucket's wheels



Kit attacco flottante
Floating connection plate



Valvola di regolazione della pressione
Pressure control valve

U.EMME s.r.l.

Via dell'Artigianato 19 - 47015 Modigliana (FC)
Tel. 0546941725 - Fax 0546940050
E-mail: info@uemme.com
www.uemme.com



Dati, descrizioni ed illustrazioni del presente prospetto sono forniti a titolo indicativo e non impegnativo. U.EMME si riserva il diritto di apportare qualunque modifica senza preavviso.

The details, descriptions and illustrations contained herein are intended to serve as guideline only and cannot be binding on the manufactures. U.EMME reserve the right to make any changes deemed necessary, without notice.

ACCESSORI PER MACCHINE MOVIMENTO TERRA | ATTACHMENTS FOR EARTH MOVING MACHINERY

